



# 900 SERIES INTERGRATED TUBE LIGHT

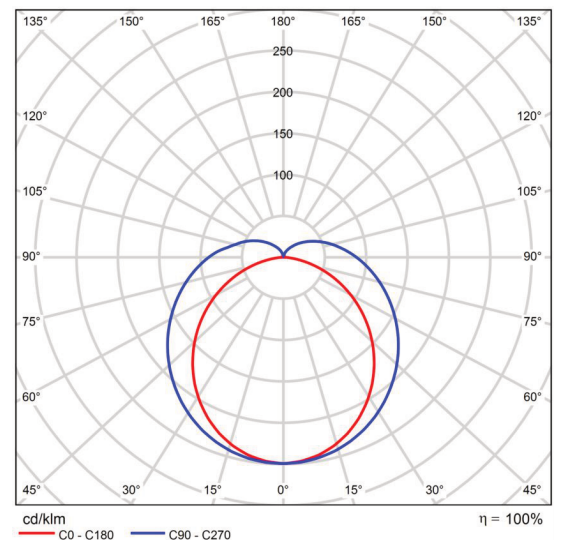
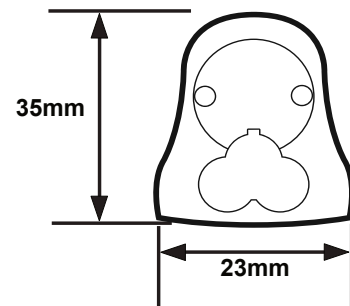
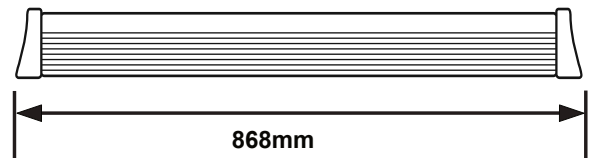
## 6000K

BMP-TUBINT9-13-1206-65



### SPECIFICATIONS

System Power	13w
Milliamps	220Ma
LED type	2835 SMD
Lamp Body Material	PC milky diffuser, 0.8mm aluminium housing
Colour Temperature	6000K
Luminous Flux	1,560 Lumens
Luminous Efficacy	120 Lm/w
CRI	Ra80 >
Beam Angle	115 x 115
Rated Lifespan	>30,000 hours
IP Rating	IP44 Housing
Impact rating	IK08
Driver Type	Built in Driver
Operating Temperature	-20°C ~ 55°C
Dimmable	N/A
Test Reports	Lm80 > 50,000hrs
Lamp Dimension	868 x 23 x 35 (H) mm
Net Weight	
Warranty	3 years
Certification	JAS/ANZ TUV



1 10x100 B/Angle




# 900 SERIES INTERGRATED TUBE LIGHT


BMP-TUBINT9-13-1206-65

For accessories, contact BMP LED via  
[www.bmpled.com.au/contact](http://www.bmpled.com.au/contact)


## ACCESSORIES



Aluminium mounting clip  
BMP-TUBCLIP-65



Interconnecting Cable  
0.45m  
BMP-TUBINT-TUBCON-65



Intergrated tube AC cable  
1.0m  
BMP-TUBINT-1.0M-ACCABLE-65